

easy, precise, versatile, fast

light cured composite rods, MMA and peroxide free –
for function therapy bite splints and many more applications.



Joachim Mosch e.K.
Tannenwaldallee 4
D-61348 Bad Homburg / Germany
Tel. +49 (0) 61 72 - 99 77 0 - 0
Fax +49 (0) 61 72 - 99 77 0 - 99

primotec@primogroup.de
www.primogroup.de

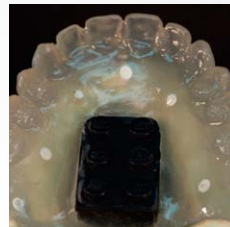
**EASY
PRECISE
VERSATILE
FAST**

primosplint

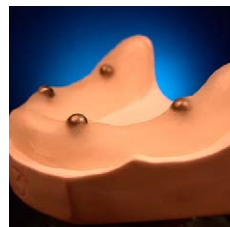
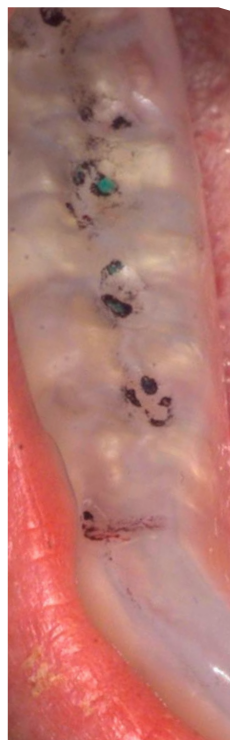
light cured composite splint material

in general light cured composite is the most precise,
distortion-free and antiallergenic material for
night guards and more

EASY PRECISE VERSATILE FAST



**light cured
composite
rods, MMA
and peroxide
free**





primosplint

uses

- implant surgical guides
- night guards
- » **function therapy bite splints**
- CT scanning guides
- implant x-ray guides
- implant jigs and verification indexes
- transfer and insertion guides
- PIB – Procera implant bridges
- checking and insertion guides for veneers

advantages

- very quick and easy to work with
- modelling playdough like consistency at room temperature – no heat needed
- cures reliably in most conventional light curing units
- extremely precise, no noticeable shrinkage, expansion or distortion
- MMA and peroxide free – lowest allergic potential for the patient
- fully autoclavable – no distortion on implant surgical guides during steam autoclaving
- can be easily bonded to other materials (PMMA-acrylic or suck down matrix)
- no taste or smell and easy to repair

technical tips

When opening a new stick of Primosplint gently knead it for about 10 to 15 seconds to soften up the material. This will make the material softer and easier to work with.

For maximum clarity lightly sandblast the finished splint (approx. 110 micron aluminium oxide, 30 PSI) inside and outside. Then apply one thin layer of primoglaze on the inside, blow off any excess and apply two thin layers on the outside. Light cure according to the instructions.

If adding Primosplint to a suck down matrix, make sure that the surface is roughened well enough before applying Primostick bonder.

Do not use strong strobe lights for curing.

Any further technical questions –
please call **+49(0) 61 72 - 99 770 - 0**

science

Primosplint is a thixotropic material, meaning the more energy put into it, the softer and more pliable it gets.

Being a light cured composite, Primosplint has the lowest polymerization shrinkage of any material and the best dimensional stability. This means that the result is a most precise passive fit after light curing.

Primosplint provides the highest strength without any brittleness. It protects the natural dentition as well as the TMJ as the material is “abrasion-optimised”. Only premature contacts will wear faster, consequently the TMJ will not be stressed unnecessarily. This leads to guaranteed therapy results satisfying the patients needs.



JUST A FEW STEPS TO PERFECT RESULTS!!!



Finished Case

[working procedure]




1
primosplint - light cured composite in rod shape



2
easy adaptation at room temperature (no heat needed)



3
establish centric and disclusion



4
polymerisation in one of the metalight units...



...or in most conventional UV-A curing lights



5
lift-off the model



6
no shrinkage, no rocking, easy to finish and glaze









7
verify occlusion and glaze or polish

ORDERING INFO

primosplint Starter Kit

Item #		Item
PS-KIT		Primosplint PS-Kit1 – one each of: PS 100, box with 12 primosplint rods PS 202, bottle of light cure bonding material PS 203, bottle of stone model separator PS 204, bottle of light cure glaze lacquer PS 205, bottle of cleaning liquid IM 200, instruments and finger separator


primosplint refill components

Item #		Item
PS 100		Box with 12 rods of Primosplint – light cure composite material – 8.3 grams each per pack
PS 202		10 ml bottle primostick – light cure bonding material
PS 203		50 ml bottle primosep – stone model separator
PS 204		10 ml bottle primoglaze – light cure glaze lacquer
PS 205		50 ml bottle primoclean – cleaning liquid
IM 200		Metatouch – Instruments and fingers separator, 43g jar

publications

- **Implant Cases Made Easy**
by Christina Ketzinger CDT
and Andreas Hoffmann MDT
published in Spectrum dialogue
Vol. 7 No. 8
- **primosplint: for faster, easier splints**
by Andreas Hoffmann MDT
published in Dental Technologies No. 71

Find these and more publications as well as the Material Safety Data Sheets (MSDS) under www.primogroup.de or call primotec Germany at +49(0) 61 72 - 99 770 - 0 for your free printed copy.



Dr. Diether Reusch

Privatpraxis für Zahnmedizin,
Westerburg, Germany

"Especially for our CMD therapy patients, primosplint offers us the needed perfect passive fit to ensure best treatment results. To easily verify occlusal contacts and disclusion we prefer the primosplint surface finish with lesser translucency."