

## efficient modeling made easy

indispensable light cured material  
for all cases – for every lab



Joachim Mosch e.K.  
Tannenwaldallee 4  
D-61348 Bad Homburg / Germany  
Tel. +49 (0) 61 72 - 99 77 0 - 0  
Fax +49 (0) 61 72 - 99 77 0 - 99

[primotec@primogroup.de](mailto:primotec@primogroup.de)  
[www.primogroup.de](http://www.primogroup.de)

**EFFICIENT  
MODELING  
MADE EASY**

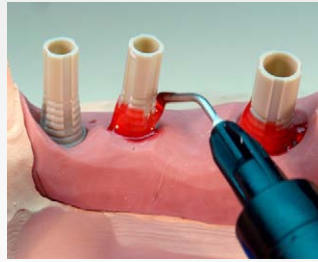
# primopattern LC

light cured universal modeling resin

primopattern is an advanced, ready to use  
one-component-material that burns out cleanly and completely.

primopattern is available as modeling gel and modeling paste





# primopattern

## Gel or Paste



# EFFICIENT MODELING MADE EASY

## uses

### • Implantology:

modellations for casting or scanning of

- implant abutments
- implant bars
- implant superstructures
- tertiary constructions over Galvano mesiostructures

production of


- transfer- or insertion guides
- implant jigs, verification indexes, etc.

as well as connecting or fixing of single implant parts or segments

### • fixed restorations:

modellations for casting, scanning or pressing of

- crowns and bridges
- understructures for zirconium copy milling machines
- Inlays and Onlays
- understructures for Galvano or Captex bridges



### • combined restorations

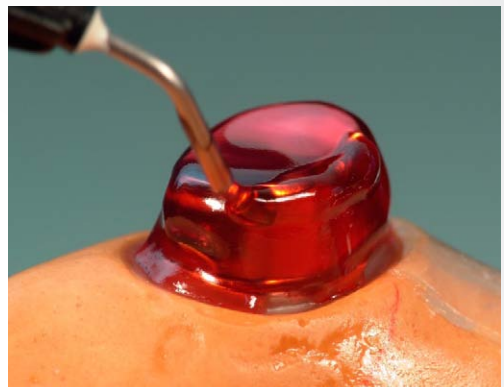
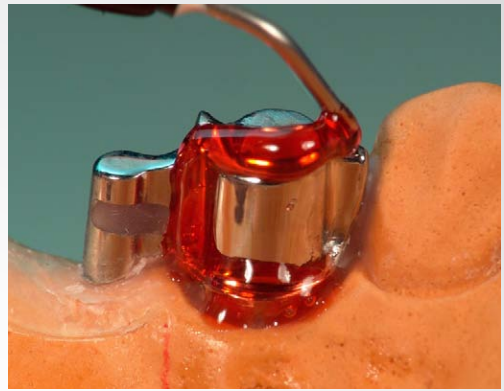
- primary and secondary telescopic or conus crowns
- individual attachments
- RSS secondary attachments, etc.

### • bite transfer and bite check (control)

- transfer splints
- bite check splint
- stops and checkbites

### • further uses

- retaining single parts or parts that needed to be separated for welding or soldering
- fixing of attachments
- general retaining or fixing of single parts or segments



## handling tip

When the syringe is used with a lightly vibrating motion, the material becomes more flowable, when the vibrating motion is stopped, the Gel will stay as placed (thixotropic behaviour).



## advantages

**primopattern Gel and Paste stand out due to the following product characteristics:**

- ready to use one-component-material, light cured and thixotrop
- perfectly aligned viscosity of Gel and Paste for quick and precise application
- stays where placed – does not run – therefore very economical
- easy control of the applied thickness
- long working time (> 20 min.) – short curing time (< 5 min.)
- cures in most conventional light curing units (320nm-500nm)
- polymerisation neutral and absolutely dimensionally stable with great fitting properties
- no distortion, high surface hardness and great strength
- light cured cases can be lifted off easily and stress free
- easy to grind with carbide burs or rubber polishers
- burns out cleanly and completely
- can be used in conjunction with conventional waxes or light cured wax (metacon)
- does not contain MMA and peroxide and has no taste or smell




primopattern

# LIGHT CURED READY TO USE DIMENSIONALLY STABLE

## working procedure



**1** First primopattern LC Gel is used to build up, light cure and



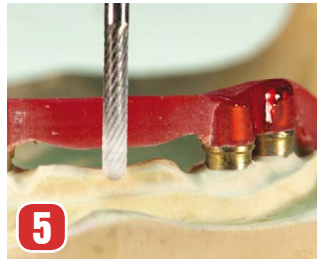
**2** finish the single copings over the implant posts. Attention: the screw channels need to be closed (wax)



**3** The bar segments will be built up with primopattern LC Paste.



**4** To do so, an equivalent amount of Paste is pre-shaped into bar form with the fingers and placed



**5** between the copings. Then the complete modellation is light cured and afterwards the bar is milled.



**6** Any corrections or re-enforcements will be done with the Gel.



**7** These corrections can be stabilized by pre-polymerising the



**8** relevant areas with a handheld lab light.



## technical tips

### • application

For applying larger amounts of material at a time efficiently (i.e. for bars, pontics, etc.) use primopattern LC Paste.

use primopattern LC Gel for the more delicate works that require less layer thickness. In cases with larger volumes of primopattern material, cover the outer surfaces with a thin layer of conventional modelling wax before investing.



### • light curing

primopattern cures in most conventional light curing units that supply a wavelength spectrum of 320nm-500nm.

Most suitable are the Metalight light curing units (primotec), as they are equipped with a special cooling system for most gentle polymerisation.

average polymerisation times in light curing units equipped with:

- UV/UV-A lights (i.e. metalight): 3,5 – 5 minutes
- halogen lights: 2 minutes
- strobo lights (i.e. UniXS): 90 seconds

## ORDERING INFO

Item #		Item
PA100		<b>primopattern LC Gel (5x3g)</b> light cured universal modelling resin gel
PA200		<b>primopattern LC Paste (30 g)</b> light cured universal modelling resin paste
PA501		<b>PE-case insert</b> for two models (without case and models)